

ME-WA Series

105°C, Small, Long Life

Low Impedance, High Ripple Current

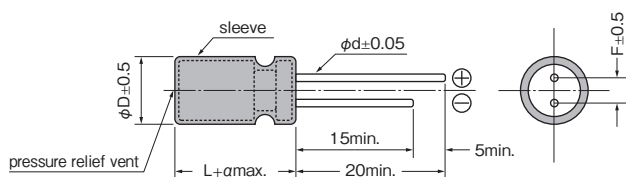


- 105°C 8,000 to 10,000hours
- Non solvent proof

Specifications

| Items | Condition | Specifications | | | | | | | |
|------------------------------------|---|--|--|------|------|------|------|------|---|
| Rated voltage (V) | — | 6.3 | 10 | 16 | 25 | 35 | 50 | 63 | |
| Surge voltage (V) | Room temperature | 8.0 | 13 | 20 | 32 | 44 | 63 | 79 | |
| Category temperature range (°C) | — | -40 to +105 | | | | | | | |
| Capacitance tolerance (%) | 120Hz/20°C | M : ±20 | | | | | | | |
| Dissipation Factor (tan δ) | tanδ(max.) 120Hz/20°C | 0.22 | 0.19 | 0.16 | 0.14 | 0.12 | 0.10 | 0.10 | |
| | | Exceeding 1,000μF, +0.02 every 1,000μF | | | | | | | |
| Leakage current (LC) | μA/after 2minutes (max.) | 0.03CV | | | | | | | |
| Impedance ratio at low temperature | Based on the value at 120Hz, +20°C | -25°C Z/Z _{20°C} | 2 | 2 | 2 | 2 | 2 | 2 | 2 |
| | | -40°C Z/Z _{20°C} | 3 | 3 | 3 | 3 | 3 | 3 | 3 |
| Endurance | 105°C rated voltage applied (With the rated ripple current) | Test | φ8 : 8,000hours, φ10 to φ16 : 10,000hours | | | | | | |
| | | ΔC/C | Within ±25% of the initial value(6.3V, 10V : ±30%) | | | | | | |
| | | tanδ | Less than 200% of the specified value | | | | | | |
| | | LC | Less than the specified value | | | | | | |

Dimensions


 $\alpha : L < 20 \quad \alpha = 1.5, L \geq 20 \quad \alpha = 2.0$ (Only $\phi 8 \times 11.5 \quad \alpha = 2.0$)

(Unit : mm)

| φD | 8 | 10 | 12.5 | 16 |
|----|-----|-----|------|-----|
| F | 3.5 | 5.0 | 5.0 | 7.5 |
| φd | 0.6 | 0.6 | 0.6★ | 0.8 |

★φ12.5×30:φd=0.8

Size, Impedance, Rated Ripple Current

| Case size φD×L(mm) | 6.3 | | | 10 | | |
|-----------------------|---------------------|-----------------------------------|---|---------------------|-----------------------------------|---|
| | Capacitance (μF) | Impedance(Ωmax.) (20°C/100kHz) | Rated ripple current(mArms) (105°C/100kHz) | Capacitance (μF) | Impedance(Ωmax.) (20°C/100kHz) | Rated ripple current(mArms) (105°C/100kHz) |
| 8×11.5 | 820 | 0.059 | 945 | 680 | 0.059 | 945 |
| 8×15 | ★1 1200 | 0.046 | 1250 | ★1 1000 | 0.046 | 1250 |
| 8×20 | 1500 | 0.031 | 1500 | ★1 1500 | 0.031 | 1500 |
| 10×12.5 | 1200 | 0.043 | 1330 | 1000 | 0.043 | 1330 |
| 10×16 | 1800 | 0.030 | 1760 | 1500 | 0.030 | 1760 |
| 10×20 | 2200 | 0.021 | 1960 | 1800 | 0.021 | 1960 |
| 10×22 | 2700 | 0.020 | 2250 | 2200 | 0.020 | 2250 |
| 12.5×20 | 3900 | 0.019 | 2480 | 3300 | 0.019 | 2480 |
| 12.5×25 | 4700 | 0.016 | 2900 | 3900 | 0.016 | 2900 |
| 12.5×30 | 5600 | 0.014 | 3450 | ★1 4700 | 0.014 | 3450 |
| 16×21 | 6800 | 0.018 | 3250 | 4700 | 0.018 | 3250 |
| 16×25 | 8200 | 0.014 | 3630 | 6800 | 0.014 | 3630 |

★1 WAL

Size, Impedance, Rated Ripple Current

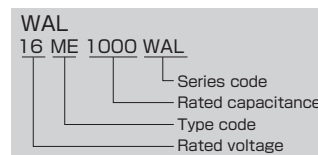
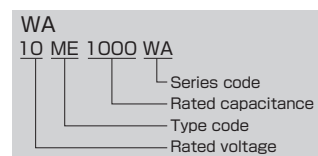
| V Case size Items φD×L (mm) | 16 | | | 25 | | |
|--------------------------------------|---------------------|-----------------------------------|---|---------------------|-----------------------------------|---|
| | Capacitance (μF) | Impedance(Ωmax.) (20°C/100kHz) | Rated ripple current(mArms) (105°C/100kHz) | Capacitance (μF) | Impedance(Ωmax.) (20°C/100kHz) | Rated ripple current(mArms) (105°C/100kHz) |
| 8×11.5 | 470 | 0.059 | 945 | 330 | 0.059 | 945 |
| 8×15 | ★1 680 | 0.046 | 1250 | 390 | 0.046 | 1250 |
| 8×20 | ★1 1000 | 0.031 | 1500 | 560 | 0.031 | 1500 |
| 10×12.5 | 680 | 0.043 | 1330 | 470 | 0.043 | 1330 |
| 10×16 | 1000 | 0.030 | 1760 | 680 | 0.030 | 1760 |
| 10×20 | 1500 | 0.021 | 1960 | 820 | 0.021 | 1960 |
| 10×22 | 1800 | 0.020 | 2250 | 1000 | 0.020 | 2250 |
| 12.5×20 | 2200 | 0.019 | 2480 | 1500 | 0.019 | 2480 |
| 12.5×25 | 2700 | 0.016 | 2900 | 1800 | 0.016 | 2900 |
| 12.5×30 | ★1 3300 | 0.014 | 3450 | ★1 2200 | 0.014 | 3450 |
| 16×21 | 3300 | 0.018 | 3250 | 2200 | 0.018 | 3250 |
| 16×25 | 4700 | 0.014 | 3630 | 3300 | 0.014 | 3630 |

| V Case size Items φD×L (mm) | 35 | | | 50 | | |
|--------------------------------------|---------------------|-----------------------------------|---|---------------------|-----------------------------------|---|
| | Capacitance (μF) | Impedance(Ωmax.) (20°C/100kHz) | Rated ripple current(mArms) (105°C/100kHz) | Capacitance (μF) | Impedance(Ωmax.) (20°C/100kHz) | Rated ripple current(mArms) (105°C/100kHz) |
| 8×11.5 | 220 | 0.059 | 945 | 100 | 0.074 | 724 |
| 8×15 | 270 | 0.046 | 1250 | 120 | 0.061 | 950 |
| 8×20 | 390 | 0.031 | 1500 | 180 | 0.046 | 1190 |
| 10×12.5 | 330 | 0.043 | 1330 | 150 | 0.061 | 979 |
| 10×16 | 470 | 0.030 | 1760 | 220 | 0.042 | 1370 |
| 10×20 | 560 | 0.021 | 1960 | 270 | 0.030 | 1580 |
| 10×22 | 680 | 0.020 | 2250 | 330 | 0.028 | 1870 |
| 12.5×20 | 1000 | 0.019 | 2480 | 470 | 0.027 | 2050 |
| 12.5×25 | 1200 | 0.016 | 2900 | 560 | 0.023 | 2410 |
| 12.5×30 | ★1 1500 | 0.014 | 3450 | 680 | 0.021 | 2860 |
| 16×21 | 1500 | 0.018 | 3250 | 820 | 0.023 | 2730 |
| 16×25 | 2200 | 0.014 | 3630 | 1000 | 0.021 | 3010 |

| V Case size Items φD×L (mm) | 63 | | |
|--------------------------------------|---------------------|-----------------------------------|---|
| | Capacitance (μF) | Impedance(Ωmax.) (20°C/100kHz) | Rated ripple current(mArms) (105°C/100kHz) |
| 8×11.5 | 82 | 0.22 | 525 |
| 8×15 | 100 | 0.16 | 688 |
| 8×20 | 150 | 0.12 | 861 |
| 10×12.5 | 120 | 0.15 | 725 |
| 10×16 | 180 | 0.11 | 998 |
| 10×20 | 270 | 0.078 | 1200 |
| 12.5×20 | 390 | 0.060 | 1570 |
| 12.5×25 | 470 | 0.043 | 1990 |
| 12.5×30 | ★1 560 | 0.035 | 2410 |
| 16×21 | 560 | 0.043 | 2100 |
| 16×25 | 820 | 0.032 | 2730 |

Please refer to page 14 for ripple current frequency coefficients.

★1 WAL

Part number

 Radial Lead Type
Aluminum Electrolytic Capacitors

 ME-SWB
ME-UZ-SZ
ME-UAX-SAX
ME-SWG
ME-HC
ME-LS
ME-CZ
ME-CA
ME-CX
ME-AX
ME-WX
ME-WA
ME-WL
ME-WG
ME-FX
ME-PX
ME-HPC-HPD
ME-FC-FD
ME-FH
ME-SWN
ME-HWN