

ME-FC·FD Series

105°C, High Voltage

105°C Low Profile, High Voltage

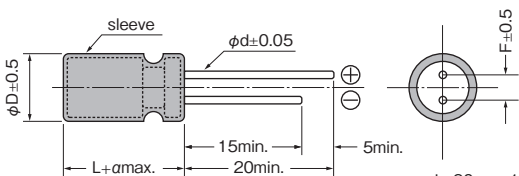


- 105°C 1,000 to 2,000hours
- Non solvent proof

Specifications

Items	Condition	Specifications						
Rated voltage (V)	—	160	200	250	350	400	450	
Surge voltage (V)	Room temperature	200	250	300	400	450	500	
Category temperature range (°C)	—	-40 to +105					-25 to +105	
Capacitance tolerance (%)	120Hz/20°C	M : ±20						
Dissipation Factor (tan δ)	tanδ (max.) 120Hz/20°C	0.20	0.20	0.20	0.25	0.25	0.25	
Leakage current (LC)	μA/after 2minutes (max.) (20°C)	CV ≤ 1.000	0.03CV + 15					
		CV > 1.000	0.02CV + 25					
Impedance ratio at low temperature	Based on the value at 120Hz, +20°C	-25°C Z/Z _{20°C}	3	3	3	4	6	6
		-40°C Z/Z _{20°C}	6	6	6	8	10	—
Endurance	105°C rated voltage applied (With the rated ripple current)	Test	φ5 to φ8 : 1,000hours, φ10 to φ18 : 2,000hours					
		ΔC/C	Within ±20% of the initial value					
		tanδ	Less than 200% of the specified value					
		LC	Less than the specified value					

Dimensions



α : L < 20 α = 1.5, L ≥ 20 α = 2.0
A pressure relief vent is provided for φD = 6.3 or bigger

(Unit : mm)

φD	5	6.3	8	10	12.5	16	18
F	2.0	2.5	3.5	5.0	5.0	7.5	7.5
φd	0.5	0.5	0.6	0.6	0.6	0.8	0.8

Size, Rated Ripple Current

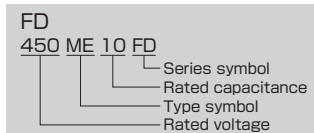
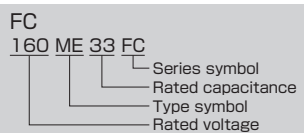
μF \ V	160		200		250		350		400		450	
0.47	5×11	7.0	5×11	8.0	5×11	8.0						
1.0	5×11	15	5×11	16	5×11	18	6.3×11	20				
2.2	6.3×11	22	6.3×11	24	6.3×11	25	8×11.5	28	8×11.5	28		
3.3	6.3×11	28	6.3×11	32	8×11.5	34	8×12.5	36	10×12.5	36		
4.7	6.3×11	39	8×11.5	40	8×11.5	41	10×12.5	47	10×16	47		
10	8×11.5	63	8×12.5	64	10×12.5	66	10×20	70	10×20	70	16×21	70
22	10×12.5	107	10×16	112	10×20	119	12.5×25	123	12.5×25	126	16×25	125
33	10×20	137	10×20	147	12.5×20	154	16×25	158	16×25	161	16×30	154
47	12.5×20	172	12.5×20	175	12.5×25	182	16×30	182	16×30	189	18×35.5	172
68	12.5×20	217	12.5×25	228	16×25	235	16×35.5	242	18×35.5	249		
82	12.5×25	270	16×21	277	16×30	284	18×35.5	294				
100	12.5×25	287	16×25	301	16×35.5	302						
150	16×30	385	16×35.5	403	18×35.5	412						
220	16×35.5	522	18×35.5	532								

Please refer to page 14 for ripple current frequency coefficients.
Upper : ME-FC series (0.47μF to 4.7μF: ME-FC series)
Lower : ME-FD series

Case size: φD×L (mm)

Rated ripple current
mA rms (120Hz, 105°C)

Part number



- ME-SZ
- ME-SAX
- ME-SWG
- ME-LS
- ME-CZ
- ME-CA
- ME-CX
- ME-AX
- ME-WX
- ME-WA
- ME-WL
- ME-WG
- ME-FX
- ME-FC-FD
- ME-FH
- ME-SWN
- ME-HWN