


Hybrid Conductive Polymer Type / Surface Mount Type

RoHS compliance

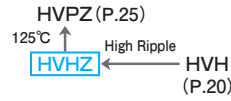
HVHZ Series

105°C

High Ripple Current



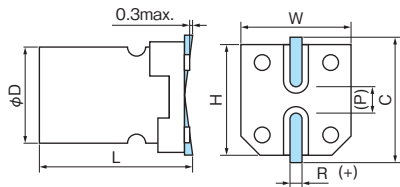
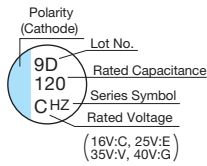
- 105°C 2,000 to 5,000hours
- Solvent proof (within 2 minutes)
- AEC-Q200



Specifications

Items	Condition	Specifications			
Rated voltage (V)	—	16	25	35	40
Surge voltage (V)	Room temperature	20	32	44	50
Category temperature range (°C)	—	-55 to +105			
Capacitance tolerance (%)	120Hz/20°C	M : ±20			
Dissipation Factor (tan δ)	tanδ (max.) 120Hz/20°C	0.16			
Leakage current (LC)	µA/after 2minutes (max.)	The greater value of either 0.01CV			
Endurance	105°C rated voltage applied (With the rated ripple current)	Test	φ6.3 : 2,000hours, D _≥ φ8 : 5,000hours		
		ΔC/C	Within ±30% of the initial value		
		tanδ	Less than 200% of the specified value		
		ESR	Less than 200% of the specified value		
		LC	Less than the specified value		

Marking, Dimensions



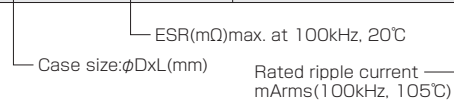
(Unit : mm)

D ^{±0.5}	L ^{±0.3}	W ^{±0.2}	H ^{±0.2}	C ^{±0.2}	R	P
6.3	6.0	6.6	6.6	7.3	0.5 to 0.8	2.2
6.3	7.7	6.6	6.6	7.3	0.5 to 0.8	2.2
8	10.5	8.3	8.3	9.0	0.7 to 1.0	3.2
10	10.5	10.3	10.3	11.0	1.0 to 1.4	4.6
10	12.5	10.3	10.3	11.0	1.0 to 1.4	4.6

Size, ESR, Rated Ripple Current

µF	V	16		25		35		40	
18								6.3×6.0	55 1510
27						6.3×6.0	50 1530	6.3×7.7	48 1770
47				6.3×6.0	40 1800	6.3×7.7	45 1840		
56								8×10.5	30 2450
68				6.3×7.7	35 1980				
82	6.3×6.0	38	1890						
100						8×10.5	28 2550	10×10.5	21 3380
120	6.3×7.7	32	2070					10×12.5	16 3870
150				8×10.5	25 2690	10×10.5	20 3490		
220						10×12.5	15 4000		
270	8×10.5	23	2820	10×10.5	19 3580				
330				10×12.5	14 4140				
470	10×10.5	18	3750						
560	10×12.5	14	4340						

Please refer to page 17 for ripple current frequency coefficients.



Part number

