

CE-LS Series

Low Impedance

Long Life

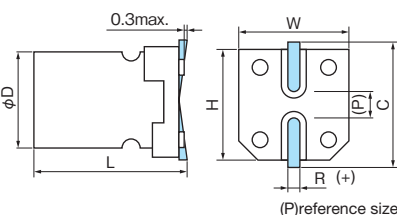
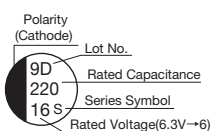


- 105°C 3,000hours
- Solvent proof (within 2 minutes)
- AEC-Q200

Specifications

Items	Condition	Specifications						
Rated voltage (V)	—	6.3	10	16	25	35	50	
Surge voltage (V)	Room temperature	8.0	13	20	32	44	63	
Category temperature range (°C)	—	-40 to +105						
Capacitance tolerance (%)	120Hz/20°C	M : ±20						
Dissipation Factor (tan δ)	tanδ (max.) 120Hz/20°C	0.28	0.24	0.22	0.16	0.13	0.12	
Leakage current (LC)	μA/after 2minutes (max.)	The greater value of either 0.01CV or 3						
Impedance ratio at low temperature	Based on the value at 120Hz, +20°C	-25°C	Z/Z _{20°C}	4	3	2	2	2
		-40°C	Z/Z _{20°C}	10	7	5	3	3
Endurance	105°C, 3,000hours rated voltage applied (With the rated ripple current)	ΔC/C	Within ±30% of the initial value					
		tanδ	Less than 300% of the specified value					
		LC	Less than the specified value					

Marking, Dimensions



(Unit : mm)

D ^{+0.5}	L ^{+0.3}	W ^{+0.2}	H ^{+0.2}	C ^{+0.2}	R	P
5	6.0	5.3	5.3	6.0	0.5 to 0.8	1.4
6.3	6.0	6.6	6.6	7.3	0.5 to 0.8	2.2
6.3	7.7	6.6	6.6	7.3	0.5 to 0.8	2.2

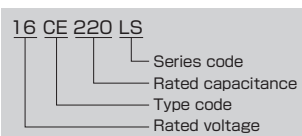
Size, Impedance, Rated Ripple Current

μF \ V	6.3	10	16	25	35	50
10					5×6.0 1.30 95	6.3×6.0 2.00 70
22			5×6.0 1.30 95	5×6.0 1.30 95	6.3×6.0 0.70 140	6.3×6.0 2.00 70
33		5×6.0 1.30 95		6.3×6.0 0.70 140		6.3×7.7 1.35 100
47	5×6.0 1.30 95	5×6.0 1.30 95	6.3×6.0 0.70 140	6.3×6.0 0.70 140	6.3×7.7 0.60 230	
100	6.3×6.0 0.70 140	6.3×6.0 0.70 140	6.3×6.0 0.70 140	6.3×7.7 0.60 230		
150		6.3×6.0 0.70 140	6.3×7.7 0.60 230			
220	6.3×7.7 0.60 230		6.3×7.7 0.60 230			
330	6.3×7.7 0.60 230					

Please refer to page 14 for ripple current frequency coefficients.

Impedance(Ω) max. at 100kHz, 20°C
 Rated ripple current mAmps(100kHz, 105°C)
 Case size:φD×L(mm)

Part number


 Surface Mount Type
 Aluminum Electrolytic Capacitors

- CE-BE
- CE-BD
- CE-BS
- CE-BSS
- CE-FE
- CE-LD
- CE-FSS
- CE-FS
- CE-FS(High Voltage)
- CE-FH
- CE-AX
- CE-KX
- CE-ZX
- CE-ZC
- CE-LX
- CE-GA
- CE-LS
- CE-LH
- CE-LH(High Voltage)
- CE-LL
- CE-LF
- CE-PC
- CE-PH
- CE-PS
- CE-PF
- CE-TH
- CE-JX
- CE-NP
- CE-FN