

CE-LF Series

Low Impedance

Long Life



- 105°C 7,000hours
- Solvent proof (within 2 minutes)
- AEC-Q200

CE-LL (P.62)

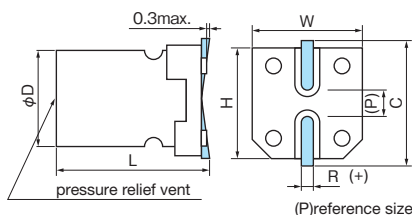
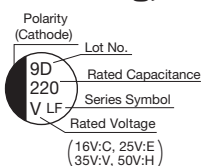
↓ Small

CE-LF

Specifications

Items	Condition	Specifications					
Rated voltage (V)	—	16	25	35	50		
Surge voltage (V)	Room temperature	20	32	44	63		
Category temperature range (°C)	—	-40 to +105					
Capacitance tolerance (%)	120Hz/20°C	M : ±20					
Dissipation Factor (tan δ)	tanδ (max.) 120Hz/20°C	0.26	0.16	0.14	0.14		
Leakage current (LC)	µA/after 2minutes (max.)	0.01CV					
Impedance ratio at low temperature	Based on the value at 120Hz, +20°C	-25°C	Z/Z _{20°C}	2	2	2	2
		△C/C	Within ±30% of the initial value				
Endurance	105°C, 7,000hours rated voltage applied (With the rated ripple current)	tanδ	Less than 300% of the specified value				
		LC	Less than the specified value				

Marking, Dimensions



(Unit : mm)

D ^{±0.5}	L ^{±0.3}	W ^{±0.2}	H ^{±0.2}	C ^{±0.2}	R	P
8	10.5	8.3	8.3	9.0	0.7 to 1.0	3.2
10	10.5	10.3	10.3	11.0	1.0 to 1.4	4.6

Size, Impedance, Rated Ripple Current

µF \ V	16			25			35			50		
100										8×10.5	0.53	350
220							8×10.5	0.22	600			
330				8×10.5	0.22	600	10×10.5	0.16	850			
470	8×10.5	0.22	600	10×10.5	0.16	850						

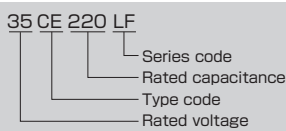
Please refer to page 14 for ripple current frequency coefficients.

Impedance(Ω)
max. at 100kHz, 20°C

Case size: φDxL (mm)

Rated ripple current
mA Arms (100kHz, 105°C)

Part number



- CE-BE
- CE-BD
- CE-BS
- CE-BSS
- CE-FE
- CE-LD
- CE-FSS
- CE-FS
- CE-FS(High Voltage)
- CE-FH
- CE-AX
- CE-KX
- CE-ZX
- CE-ZC
- CE-LX
- CE-GA
- CE-LS
- CE-LH
- CE-LH(High Voltage)
- CE-LL**
- CE-LF**
- CE-PC
- CE-PH
- CE-PS
- CE-PF
- CE-TH
- CE-JX
- CE-NP
- CE-FN