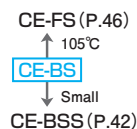


# CE-BS Series

Standard



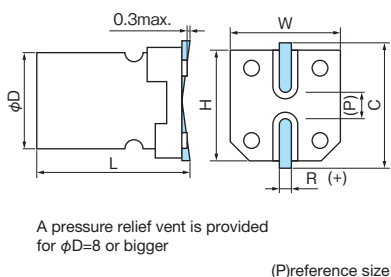
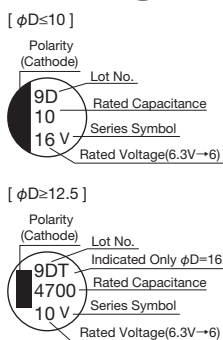
- Solvent proof (within 2 minutes)
- AEC-Q200



## Specifications

Items	Condition	Specifications									
Rated voltage (V)	—	4	6.3	10	16	25	35	50	63	100	
Surge voltage (V)	Room temperature	5.0	8.0	13	20	32	44	63	79	125	
Category temperature range (°C)	—	-40 to +85									
Capacitance tolerance (%)	120Hz/20°C	M : ±20									
Dissipation Factor (tan δ)	tan δ (max.) 120Hz/20°C	φ4 to φ6.3	0.35	0.26	0.20	0.16	0.14	0.12	0.12	0.12	0.10
		φ8 to φ16	0.40	0.30	0.24	0.20	0.16	0.14	0.12	0.12	0.10
Leakage current (LC)	μA/after 2minutes (max.)	Exceeding 1,000μF, +0.02 every 1,000μF									
Impedance ratio at low temperature	Based on the value at 120Hz, +20°C	-25°C Z/Z <sub>20°C</sub>	7	4	3	2	2	2	2	2	2
		-40°C Z/Z <sub>20°C</sub>	15	8	6	4	4	3	3	3	3
Endurance	85°C, 2,000hours rated voltage applied (With the rated ripple current)	ΔC/C	Within ±25% of the initial value								
		tan δ	Less than 200% of the specified value								
		LC	Less than the specified value								

## Marking, Dimensions



(Unit : mm)

D <sup>±0.5</sup>	L	W <sup>±0.2</sup>	H <sup>±0.2</sup>	C <sup>±0.2</sup>	R	P
4	5.4 <sup>+0.1</sup> <sub>-0.2</sub>	4.3	4.3	5.0	0.5 to 0.8	1.0
4	6.0 <sup>±0.3</sup>	4.3	4.3	5.0	0.5 to 0.8	1.0
5	5.4 <sup>+0.1</sup> <sub>-0.2</sub>	5.3	5.3	6.0	0.5 to 0.8	1.4
6.3	5.4 <sup>+0.1</sup> <sub>-0.2</sub>	6.6	6.6	7.3	0.5 to 0.8	2.2
6.3	6.0 <sup>±0.3</sup>	6.6	6.6	7.3	0.5 to 0.8	2.2
6.3	7.7 <sup>±0.3</sup>	6.6	6.6	7.3	0.5 to 0.8	2.2
8	10.2 <sup>±0.3</sup>	8.3	8.3	9.0	0.7 to 1.0	3.2
10	7.7 <sup>±0.3</sup>	10.3	10.3	11.0	1.0 to 1.4	4.6
10	10.2 <sup>±0.3</sup>	10.3	10.3	11.0	1.0 to 1.4	4.6
12.5	13.5 <sup>±0.5</sup>	12.8	12.8	13.5	1.0 to 1.4	4.6
16	16.5 <sup>±0.5</sup>	16.3	16.3	17.3	1.7 to 2.1	7.0

■ Size, Rated Ripple Current

$\mu\text{F}$ \ V	4		6.3		10		16		25	
4.7									4x5.4	19
10							4x5.4	25	5x5.4	28
22			4x5.4	31	5x5.4	35	5x5.4	39	6.3x5.4	52
33	4x5.4	26	5x5.4	39	5x5.4	43	6.3x5.4	57	6.3x5.4	63
47	4x5.4	34	5x5.4	47	6.3x5.4	59	6.3x5.4	68	6.3x6.0	68
100	5x5.4	61	6.3x5.4	71	6.3x5.4	76	6.3x5.4	86	6.3x7.7	130
150					6.3x6.0	88	6.3x7.7	135	8x10.2	200
220	6.3x5.4	82	6.3x6.0	95	6.3x7.7	150	6.3x7.7	150	8x10.2	250
									10x7.7	250
330	6.3x6.0	102	6.3x7.7	150	8x10.2	280	8x10.2	280	8x10.2	310
							10x7.7	280		
470	6.3x7.7	150	8x10.2	300	8x10.2	300	8x10.2	330	10x10.2	430
					10x7.7	300				
680			8x10.2	300			10x10.2	450		
			10x7.7	300						
1000			8x10.2	330	10x10.2	450			12.5x13.5	660
	10x7.7	330								
1500			10x10.2	450			12.5x13.5	710		
2200					12.5x13.5	730			16x16.5	1150
3300			12.5x13.5	750			16x16.5	1200		
4700					16x16.5	1260				
6800			16x16.5	1330						

$\mu\text{F}$ \ V	35		50		63		100	
0.47			4x5.4	5	4x5.4	5		
1.0			4x5.4	10	4x5.4	10	4x6.0	10
2.2			4x5.4	15	4x5.4	15	6.3x6.0	20
3.3			4x5.4	18	5x5.4	20	6.3x6.0	28
4.7	4x5.4	20	5x5.4	23	5x5.4	23	6.3x6.0	35
10	5x5.4	30	6.3x5.4	34	6.3x5.4	34	6.3x7.7	50
22	6.3x5.4	54	6.3x6.0	60	6.3x7.7	70	8x10.2	120
33	6.3x6.0	60	6.3x7.7	85	8x10.2	160	10x10.2	190
47	6.3x6.0	70	6.3x7.7	90	8x10.2	170	12.5x13.5	330
68					8x10.2	180	12.5x13.5	350
82			10x7.7	200				
100	6.3x7.7	120	8x10.2	200	10x10.2	280	16x16.5	550
150	8x10.2	220					16x16.5	560
	10x7.7	220						
220	8x10.2	270	10x10.2	320	12.5x13.5	410		
330	10x10.2	340	12.5x13.5	520				
390			12.5x13.5	550				
470	12.5x13.5	590			16x16.5	700		
680	12.5x13.5	610						
1000	16x16.5	1000	16x16.5	940				
1500	16x16.5	1060						

Please refer to page 14 for ripple current frequency coefficients.

Case size:  $\phi$ DxL(mm)  
10x7.7:CE-BSA  
16x16.5:CE-BST

Rated ripple current  
mArms(120Hz, 85°C)

Surface Mount Type  
Aluminum Electrolytic  
Capacitors

- CE-BE
- CE-BD
- CE-BS
- CE-BSS
- CE-FE
- CE-LD
- CE-FSS
- CE-FS
- CE-FS(High Voltage)
- CE-FH
- CE-AX
- CE-KX
- CE-ZX
- CE-ZC
- CE-LX
- CE-GA
- CE-LS
- CE-LH
- CE-LH(High Voltage)
- CE-LL
- CE-LF
- CE-PC
- CE-PH
- CE-PS
- CE-PF
- CE-TH
- CE-JX
- CE-NP
- CE-FN

■ Part number

