


ME-HC Series

Standard

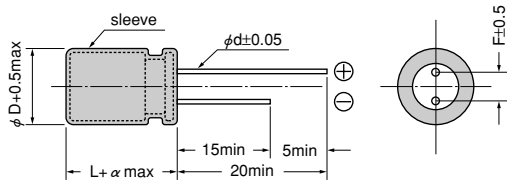


- Solvent proof (within 5 minutes)

Specifications

Items	Condition	Specifications									
Rated voltage (V)	—	6.3	10	16	25	35	50	63	100		
Surge voltage (V)	Room temperature	8.0	13	20	32	44	63	79	125		
Category temperature range (°C)	—	-40 to +85									
Capacitance tolerance (%)	120Hz/20°C	M : ±20									
Dissipation Factor (tanδ)	120Hz/20°C	0.28	0.24	0.20	0.16	0.14	0.12	0.10	0.10		
Leakage current (LC)	μA/after 2minutes (max)	The greater value of either 0.01CV or 3									
Impedance ratio at low temperature	Based the value at 120Hz, +20°C	-25°C Z/Z _{20°C}	5	4	3	2	2	2	2	2	
		-40°C Z/Z _{20°C}	12	10	8	6	4	4	4	4	
Endurance	85°C, 2,000hrs. rated voltage applied (With the rated ripple current)	ΔC/C	Within ±25% of the initial value								
		tan δ	≤ 2 times the initial specified value								
		LC	≤ The initial specified value								

Dimensions



$\alpha : L < 20 \alpha = 1.5, L \geq 20 \alpha = 2.0$
 A pressure relief vent is attached to products over $\phi D = 6.3$

(Unit : mm)

ϕD	5	6.3	8	10	12.5	16	18
F	2.0	2.5	3.5	5.0	5.0	7.5	7.5
ϕd	0.5	0.5	0.6	0.6	0.6	0.8	0.8

Size List, Rated Ripple Current

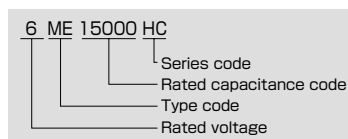
V	6.3		10		16		25		35		50		63		100	
1.0											5x11	10	5x11	10	5x11	21
2.2											5x11	20	5x11	20	5x11	30
3.3											5x11	28	5x11	28	5x11	40
4.7							5x11	25			5x11	38	5x11	40	5x11	50
10				5x11	38	5x11	50	5x11	45	5x11	50	5x11	60	6.3x11	70	
22			5x11	50	5x11	60	5x11	75	5x11	90	5x11	105	8x11.5	120		
33	5x11	50	5x11	58	5x11	60	5x11	80	5x11	90	5x11	110	6.3x11	130	8x12.5	145
47	5x11	60	5x11	70	5x11	85	5x11	90	5x11	125	6.3x11	135	6.3x11	160	10x12.5	180
100	5x11	120	5x11	125	5x11	165	6.3x11	180	6.3x11	200	8x11.5	250	8x12.5	280	10x20	350
220	5x11	210	5x11	210	6.3x11	260	8x11.5	320	8x11.5	320	10x12.5	410	10x16	450	12.5x25	550
330	6.3x11	260	6.3x11	295	8x11.5	360	8x11.5	380	10x12.5	440	10x16	580	10x20	600	16x25	750
470	6.3x11	330	6.3x11	330	8x11.5	380	10x12.5	540	10x16	585	10x20	750	12.5x20	800	16x30	950
1000	8x11.5	420	10x12.5	620	10x16	740	10x20	940	12.5x20	1000	12.5x25	1150	16x25	1250		
2200	10x16	890	10x20	1000	12.5x20	1150	12.5x25	1350	16x25	1500	16x31.5	1700				
3300	10x20	1080	12.5x20	1300	12.5x25	1500	16x25	1600	16x35.5	1750	18x35.5	1850				
4700	12.5x20	1400	12.5x25	1550	16x25	1750	16x31.5	1900	18x35.5	2000						
6800	12.5x25	1600	16x25	1800	16x31.5	1900	18x35.5	2000								
10000	16x25	1750	16x31.5	1900	18x35.5	2000										
15000	16x35.5	1900	18x35.5	2000												

Please refer to page 15 for the ripple current frequency coefficient.

Rated ripple current
mA rms (120Hz, 85°C)

Case size: $\phi D \times L$ (mm)

Model No.



- CE-BJ
- CE-BE
- CE-BD
- CE-BSS
- CE-BS
- CE-FE
- CE-FD
- CE-LD
- CE-FSS
- CE-FU
- CE-FS
- CE-FH
- CE-GA
- CE-AX
- CE-KX
- CE-LX
- CE-LS
- CE-LH
- CE-LL
- CE-PC
- CE-PH
- CE-NP
- CE-FN
- ME-SWB
- ME-UZ-SZ
- ME-UAX-SAX
- ME-LS
- ME-HC
- ME-CZ
- ME-CA
- ME-CX
- ME-AX
- ME-WX
- ME-WA
- ME-WL
- ME-SWG
- ME-WG
- ME-PX
- ME-HPC-HPD
- ME-FC-FD
- ME-FAZ
- ME-FH
- ME-SWN
- ME-HWN