

CE-KX Series

Low Impedance

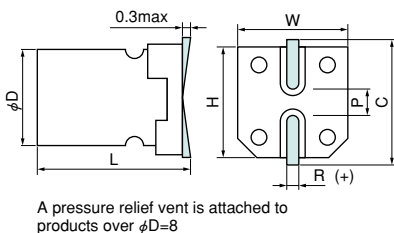
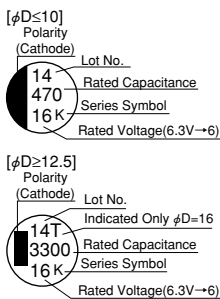


- This series has 10 to 20% less impedance with same package than CE-AX series.
- 105°C, 1,000 to 2,000hrs. • Solvent proof (within 2 minutes)

Specifications

Items	Condition	Specifications									
Rated voltage (V)	—	6.3	10	16	25	35	50	63	80	100	
Surge voltage (V)	Room temperature	8.0	13	20	32	44	63	79	100	125	
Category temperature range (°C)	—	-55 to +105									
Capacitance tolerance (%)	120Hz/20°C	M : ±20									
Dissipation Factor (tan δ)	120Hz/20°C	φ4 to φ6.3	0.24	0.20	0.16	0.14	0.12	0.12	0.10	0.08	0.07
		φ8 to φ16	0.28	0.24	0.20	0.16	0.14	0.14	0.12	0.10	0.08
When rated capacitance exceeds 1,000 μF, add 0.02 to the value above for each 1,000 μF increase.											
Leakage current (LC)	μA/after 2minutes (max)	The greater value of either 0.01CV or 3									
Impedance ratio at low temperature	Based the value at 120Hz, +20°C	-40°C Z/Z _{20°C}	3	2	2	2	2	2	2	2	2
		-55°C Z/Z _{20°C}	5	4	4	3	3	3	3	3	3
Endurance	105°C rated voltage applied (With the rated ripple current)	Test	φ4 to φ6.3 : 1,000hrs., φ8 to φ16 : 2,000hrs.								
		ΔC/C	Within ±25% of the initial value								
		tan δ	≤ 2 times the initial specified value								
		LC	≤ The initial specified value								

Marking, Dimensions



(Unit : mm)

D ^{+0.5max}	L ^{±0.3}	W ^{±0.2}	H ^{±0.2}	C ^{±0.2}	R	P ^{±0.2}
4	6.0	4.3	4.3	5.0	0.5 to 0.8	1.0
5	6.0	5.3	5.3	6.0	0.5 to 0.8	1.4
6.3	6.0	6.6	6.6	7.3	0.5 to 0.8	2.2
6.3	7.7	6.6	6.6	7.3	0.5 to 0.8	2.2
8	10.2	8.3	8.3	9.0	0.7 to 1.0	3.2
10	10.2	10.3	10.3	11.0	1.0 to 1.4	4.6
12.5	13.5 ^{±0.5}	12.8	12.8	13.5	1.0 to 1.4	4.6
16	16.5 ^{±0.5}	16.3	16.3	17.3	1.8 to 2.1	7.0

Size List, Impedance, Rated Ripple Current

μF \ v	6.3			10			16			25			35		
4.7													4x6.0	1.45	90
10										4x6.0	1.45	90	5x6.0	0.70	170
15							4x6.0	1.45	90	5x6.0	0.70	170	5x6.0	0.70	170
22				4x6.0	1.45	90	5x6.0	0.70	170	5x6.0	0.70	170	5x6.0	0.70	170
27	4x6.0	1.45	90												
33	→			5x6.0	0.70	170	→			6.3x6.0	0.39	250	6.3x6.0	0.39	250
47	5x6.0	0.70	170	→			6.3x6.0	0.39	250	6.3x6.0	0.39	250	6.3x6.0	0.39	250
56	5x6.0	0.70	170							6.3x6.0	0.39	250			
68	→			6.3x6.0	0.39	250	6.3x6.0	0.39	250	6.3x6.0	0.39	250	6.3x7.7	0.30	300
100	6.3x6.0	0.39	250	→			6.3x6.0	0.39	250	6.3x7.7	0.30	300	8x10.2	0.15	600
150	6.3x6.0	0.39	250	6.3x6.0	0.39	250	6.3x7.7	0.30	300	8x10.2	0.15	600	8x10.2	0.15	600
220	6.3x6.0	0.39	250	6.3x7.7	0.30	300	6.3x7.7	0.30	300	8x10.2	0.15	600	8x10.2	0.15	600
330	6.3x7.7	0.30	300	8x10.2	0.15	600	8x10.2	0.15	600	8x10.2	0.15	600	10x10.2	0.080	850
470	8x10.2	0.15	600	8x10.2	0.15	600	8x10.2	0.15	600	10x10.2	0.080	850	12.5x13.5	0.058	1150
680	8x10.2	0.15	600	→			10x10.2	0.080	850				12.5x13.5	0.058	1150
1000	8x10.2	0.15	600	10x10.2	0.080	850				12.5x13.5	0.058	1150	16x16.5	0.035	1800
1500	10x10.2	0.080	850				12.5x13.5	0.058	1150				16x16.5	0.035	1800
2200				12.5x13.5	0.058	1150				16x16.5	0.035	1800			
3300	12.5x13.5	0.058	1150				16x16.5	0.035	1800						
4700				16x16.5	0.035	1800									
6800	16x16.5	0.035	1800												

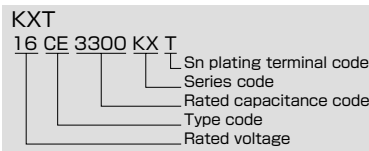
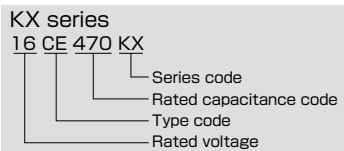
μF \ v	50		63		80		100	
3.3							6.3x6.0	2.40 45
4.7	4x6.0	2.55 64	5x6.0	2.00 55	6.3x6.0	2.40 45	6.3x6.0	2.40 45
10	6.3x6.0	0.52 215	6.3x6.0	1.00 90	6.3x7.7	2.00 65	6.3x7.7	2.00 65
22	6.3x6.0	0.52 215	6.3x7.7	0.80 135	8x10.2	0.90 140	8x10.2	0.90 140
33	6.3x7.7	0.44 243	8x10.2	0.35 280	8x10.2	0.90 140	10x10.2	0.50 220
47	6.3x7.7	0.44 243	8x10.2	0.35 280	10x10.2	0.50 220	12.5x13.5	0.24 500
68					12.5x13.5	0.24 500	12.5x13.5	0.24 500
100	8x10.2	0.22 400	10x10.2	0.20 480	12.5x13.5	0.24 500	16x16.5	0.14 800
150					12.5x13.5	0.24 500	16x16.5	0.14 800
220	10x10.2	0.13 585	12.5x13.5	0.14 800				
330	12.5x13.5	0.10 800			16x16.5	0.14 800		
470			16x16.5	0.065 1410				
1000	16x16.5	0.060 1610						

→Use next higher voltage product.
Please refer to page 15 for the ripple current frequency coefficient.

Case size: ϕ DxL (mm)
16x16.5:CE-KXT

Rated ripple current
mA rms (100kHz, 105°C)
Impedance (Ω)
max at 100kHz, 20°C

Model No.



- CE-BJ
- CE-BE
- CE-BD
- CE-BSS
- CE-BS
- CE-FE
- CE-FD
- CE-LD
- CE-FSS
- CE-FU
- CE-FS
- CE-FH
- CE-GA
- CE-AX
- CE-KX
- CE-LX
- CE-LS
- CE-LH
- CE-LL
- CE-PC
- CE-PH
- CE-NP
- CE-FN
- ME-SWB
- ME-UZ-SZ
- ME-UAX-SAX
- ME-LS
- ME-HC
- ME-CZ
- ME-CA
- ME-CX
- ME-AX
- ME-WX
- ME-WA
- ME-WL
- ME-SWG
- ME-WG
- ME-PX
- ME-HPC-HPD
- ME-FC-FD
- ME-FAZ
- ME-FH
- ME-SWN
- ME-HWN