


CE-BS Series

Standard

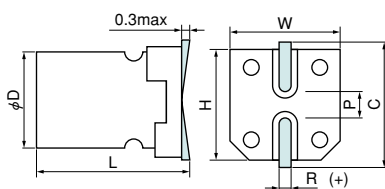
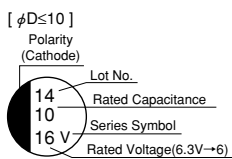


- Solvent proof (within 2 minutes)

Specifications


Items	Condition	Specifications									
Rated voltage (V)	—	4	6.3	10	16	25	35	50	63	100	
Surge voltage (V)	Room temperature	5.0	8.0	13	20	32	44	63	79	125	
Category temperature range (°C)	—	-40 to +85									
Capacitance tolerance (%)	120Hz/20°C	M : ±20									
Dissipation Factor (tan δ)	120Hz/20°C	φ4 to φ6.3	0.35	0.26	0.20	0.16	0.14	0.12	0.12	0.12	0.10
		φ8 to φ16	0.40	0.30	0.24	0.20	0.16	0.14	0.12	0.12	0.10
When rated capacitance exceeds 1,000 μF, add 0.02 to the value above for each 1,000 μF increase.											
Leakage current (LC)	μA/after 2minutes (max)	The greater value of either 0.01CV or 3									
Impedance ratio at low temperature	Based the value at 120Hz, +20°C	-25°C Z/Z _{20°C}	7	4	3	2	2	2	2	2	2
		-40°C Z/Z _{20°C}	15	8	6	4	4	3	3	3	3
Endurance	85°C, 2,000hrs. rated voltage applied (With the rated ripple current)	ΔC/C	Within ±25% of the initial value								
		tan δ	≤ 2 times the initial specified value								
		LC	≤ The initial specified value								

Marking, Dimensions



(Unit : mm)

D ^{+0.5max}	L	W ^{±0.2}	H ^{±0.2}	C ^{±0.2}	R	P ^{±0.2}
4	5.4 ^{+0.1} _{-0.2}	4.3	4.3	5.0	0.5 to 0.8	1.0
4	6.0 ^{±0.3}	4.3	4.3	5.0	0.5 to 0.8	1.0
5	5.4 ^{+0.1} _{-0.2}	5.3	5.3	6.0	0.5 to 0.8	1.4
6.3	5.4 ^{+0.1} _{-0.2}	6.6	6.6	7.3	0.5 to 0.8	2.2
6.3	6.0 ^{±0.3}	6.6	6.6	7.3	0.5 to 0.8	2.2
6.3	7.7 ^{±0.3}	6.6	6.6	7.3	0.5 to 0.8	2.2
8	10.2 ^{±0.3}	8.3	8.3	9.0	0.7 to 1.0	3.2
10	7.7 ^{±0.3}	10.3	10.3	11.0	1.0 to 1.4	4.6
10	10.2 ^{±0.3}	10.3	10.3	11.0	1.0 to 1.4	4.6
12.5	13.5 ^{±0.5}	12.8	12.8	13.5	1.0 to 1.4	4.6
16	16.5 ^{±0.5}	16.3	16.3	17.3	1.8 to 2.1	7.0



Size List, Rated Ripple Current

μF \ V	4		6.3		10		16		25	
4.7									4x5.4	19
10							4x5.4	25	5x5.4	28
22			4x5.4	31	5x5.4	35	5x5.4	39	6.3x5.4	52
33	4x5.4	26	5x5.4	39	5x5.4	43	6.3x5.4	57	6.3x5.4	63
47	4x5.4	34	5x5.4	47	6.3x5.4	59	6.3x5.4	68	6.3x6.0	68
100	5x5.4	61	6.3x5.4	71	6.3x5.4	76	6.3x5.4	86	6.3x7.7	130
150					6.3x6.0	88	6.3x7.7	135	8x10.2	200
220	6.3x5.4	82	6.3x6.0	95	6.3x7.7	150	6.3x7.7	150	8x10.2	250
									10x7.7	250
330	6.3x6.0	102	6.3x7.7	150	8x10.2	280	8x10.2	280	8x10.2	310
							10x7.7	280		
470	6.3x7.7	150	8x10.2	300	8x10.2	300	8x10.2	330	10x10.2	430
					10x7.7	300				
680			8x10.2	300				10x10.2	450	
			10x7.7	300						
1000			8x10.2	330	10x10.2	450			12.5x13.5	660
	10x7.7	330								
1500			10x10.2	450			12.5x13.5	710		
2200					12.5x13.5	730			16x16.5	1150
3300			12.5x13.5	750			16x16.5	1200		
4700					16x16.5	1260				
6800			16x16.5	1330						

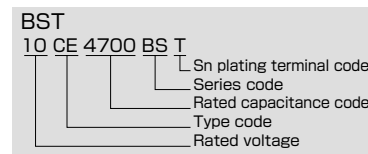
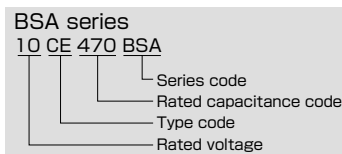
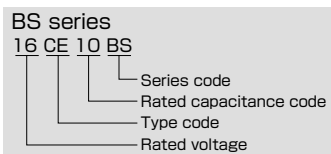
μF \ V	35		50		63		100	
0.47			4x5.4	5	4x5.4	5		
1.0			4x5.4	10	4x5.4	10	4x6.0	10
2.2			4x5.4	15	4x5.4	15	6.3x6.0	20
3.3			4x5.4	18	5x5.4	20	6.3x6.0	28
4.7	4x5.4	20	5x5.4	23	5x5.4	23	6.3x6.0	35
10	5x5.4	30	6.3x5.4	34	6.3x5.4	34	6.3x7.7	50
22	6.3x5.4	54	6.3x6.0	60	6.3x7.7	70	8x10.2	120
33	6.3x6.0	60	6.3x7.7	85	8x10.2	160	10x10.2	190
47	6.3x6.0	70	6.3x7.7	90	8x10.2	170	12.5x13.5	330
68					8x10.2	180	12.5x13.5	350
82			10x7.7	200				
100	6.3x7.7	120	8x10.2	200	10x10.2	280	16x16.5	550
	8x10.2	220					16x16.5	560
150	10x7.7	220						
220	8x10.2	270	10x10.2	320	12.5x13.5	410		
330	10x10.2	340	12.5x13.5	520				
390			12.5x13.5	550				
470	12.5x13.5	590			16x16.5	700		
680	12.5x13.5	610						
1000	16x16.5	1000	16x16.5	940				
1500	16x16.5	1060						

Please refer to page 15 for the ripple current frequency coefficient.

Case size: ϕ DxL(mm)
10x7.7:CE-BSA series
16x16.5:CE-BST

Rated ripple current
mA rms (120Hz, 85°C)

Model No.



- CE-BJ
- CE-BE
- CE-BD
- CE-BSS
- CE-BS
- CE-FE
- CE-FD
- CE-LD
- CE-FSS
- CE-FU
- CE-FS
- CE-FH
- CE-GA
- CE-AX
- CE-KX
- CE-LX
- CE-LS
- CE-LH
- CE-LL
- CE-PC
- CE-PH
- CE-NP
- CE-FN
- ME-SWB
- ME-UZ-SZ
- ME-UAX-SAX
- ME-LS
- ME-HC
- ME-CZ
- ME-CA
- ME-CX
- ME-AX
- ME-WX
- ME-WA
- ME-WL
- ME-SWG
- ME-WG
- ME-PX
- ME-HPC-HPD
- ME-FC-FD
- ME-FAZ
- ME-FH
- ME-SWN
- ME-HWN